

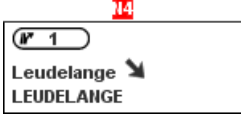











Driving from Arlon (Belgium) - +/- 15 minutes from the border

Step	Actions	
1	On the highway, keep the direction Luxembourg	
2	Join the A4 highway and continue for 1.9 kilometers	
3	Take exit 1	
4	Turn left up the ramp and continue direction Luxembourg on 2.8 kilometers	
5	At the roundabout, turn left on Route d'Esch and continue on 500 m. Enter Luxembourg-City	
6	Turn right onto Rue Emile Bian and continue for 270 m	
7	Turn left. You just enter the Rue Robert Stumper. P&T Consulting is in the building on the corner between rue Emile Bian and rue Robert Stumper.	

Driving from Thionville (France) - +/- 10 minutes from the border

Step	Actions	
1	On the highway, keep the direction Luxembourg	
2	Take exit 1 and continue on Cr231 for 1.5 km	
3	Follow Gasperich Luxembourg. Entry in Luxembourg City	
4	Turn left rue Robert Stumper (at the Renault garage) and continue on 550 m	
5	P&T Consulting is in the building on the corner between Rue Emile Bian and Rue Robert Stumper	

Driving from Trier (Germany) - +/- 25 minutes from the border

Step	Actions	
1	On the highway, keep the direction Luxembourg	
2	Turn right onto the ramp to the A3 highway and continue on 650 m	
3	Take exit 1 and continue on Cr231 for 1.5 km	
4	Follow-Gasperich Luxembourg. Entry in Luxembourg City	
5	Turn left rue Robert Stümper (at the Renault garage) and continue on 550 m	
6	P&T Consulting is in the building on the corner between Rue Emile Bian and Rue Robert Stümper	

Taxis

A taxi station is available at both the Central Station of Luxembourg-city and at the Findel airport.

You can contact the company Colux Taxis in advance to reserve your transportation at +352 48 22 33 (www.colux.lu)

Public Transport

The Luxembourg-city public transport network is relatively dense. Bus lines with stops near our office are:

- Line 18, direction Kockelscheuer, bus stop Gasperich Scharfen Eck, bus every 7-8 minutes, stopping at 400 meters from our premises.
- Line 21, direction Gasperich William Kroll, bus stop Gasperich Bian, bus every 15 minutes, stop 200 meters from our premises.

You can find more information on <http://www.mobiliteit.lu/>.

© P&T Consulting	18/11/2009	Plan_acces_EN	3/3
<p>P&T Consulting SA – 13 Rue Robert Stumper – L-2557 Luxembourg / Tél. : +352 40 26 26 - 1 – Fax : +352 40 24 34 Web : www.pt-consulting.eu – Mail : info@pt-consulting.eu / RC : B-56080</p>			